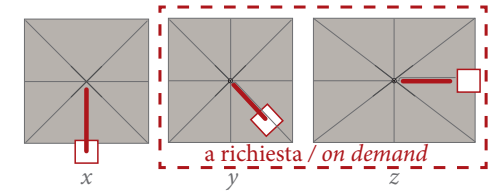




posizione del palo | pole position



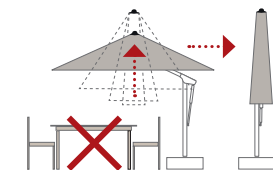
unione teli | canopy junction



soffietto rialzato | raised bellow



NON necessaria la rimozione arredi | NO furniture removal



	MODELLO	cm.	a	b	c	d
	BKN3030	300 x 300	10	215	276	350
	BKN3535	350 x 350	29	215	283	350
	BKN4040	400 x 400	54	215	288	350
	BKN3525	350 x 250	-21	215	283	350
	BKN4030	400 x 300	-3.5	215	283	350

